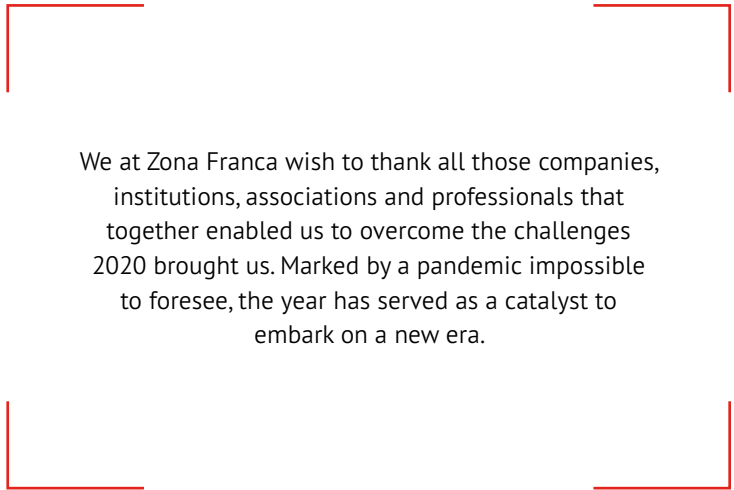


# 2020

Leading in innovation and alliances





We at Zona Franca wish to thank all those companies, institutions, associations and professionals that together enabled us to overcome the challenges 2020 brought us. Marked by a pandemic impossible to foresee, the year has served as a catalyst to embark on a new era.

Our innovative spirit has driven us to create new avenues to continue growing and fostering competitiveness, while at the same time developing 4.0 Industry.

**Dynamic**

**Committed**

**Responsible**

**Versatile**



**Principled  
and proactive**



**Single, immediate and emphatic response**

COVID-19 gave rise to new needs to which we responded from the outset in collaboration with organisations, associations and professionals.



**Together in adversity**

Despite the complexity of 2020, we formed a united front with our companies to ensure they continue to pursue their activities in a safe environment providing them with all possible facilities.



**Sustainability is a common action**

We embarked on initiatives to continue meeting our commitment to the 2030 Agenda, while at the same time encouraging clients to join us in the race for sustainability. We are firmly convinced that the SDGs are the ideal compass to guide us in taking on the big challenges ahead to ensure planetary well-being.



**Milestones in 2020**

- Commitment to and implementation of the 8 priority SDGs.
- 3D Incubator, decisive initiatives to combat COVID-19.
- BNEW: Barcelona, economic capital of the world.
- DFactory, the 4.0 Industry international hub under construction.
- Driving gender equality and women's presence in the industry.

# Contents

About us

An extraordinary year



6

Innovation

Innovation and leadership



14

- Map
- Zona Franca at a glance
- Governing bodies
- Financial year
- Client companies

42-57

29

Sustainability

36

Our activity



An extraordinary year

## About us

*"They say you never stop learning. Well, this strangest of years has taught the Consorci de la Zona Franca a profound lesson, revealing as it has the solidity and leadership of our organisation..."*

Pere Navarro

*"Barcelona is a resilient city, capable of overcoming adversities and working to build a better future".*

Ada Colau



Letters



### Pointing the way forward since 1916

Over a century actively promoting talent and innovation. We leverage this experience to contribute to the development of a new industrial era to provide our youth with opportunities for the future.



### Building partnerships for progress

We establish strategic alliances and cooperate with companies and institutions to meet shared goals. To this end, we have a solid network of public and private actors and partnerships with the main social bodies.



### Sustainability is our compass

This compass points the way forward towards the 2030 Agenda by taking a socially, environmentally and economically friendly route.



### Binding all discourses into a plural voice

Barcelona City Council, through its Mayor, Ada Colau, the Government of Spain, the Special State Representative, Pere Navarro, and the main economic entities that operate in the territory are represented at Barcelona Zona Franca. This plurality ensures a multi-faceted vision and enhances our decision-making process.



### Projecting Barcelona beyond its borders

We strive to promote Barcelona's key economic sectors beyond its borders so other international projects can discover the strategic asset that is our city.



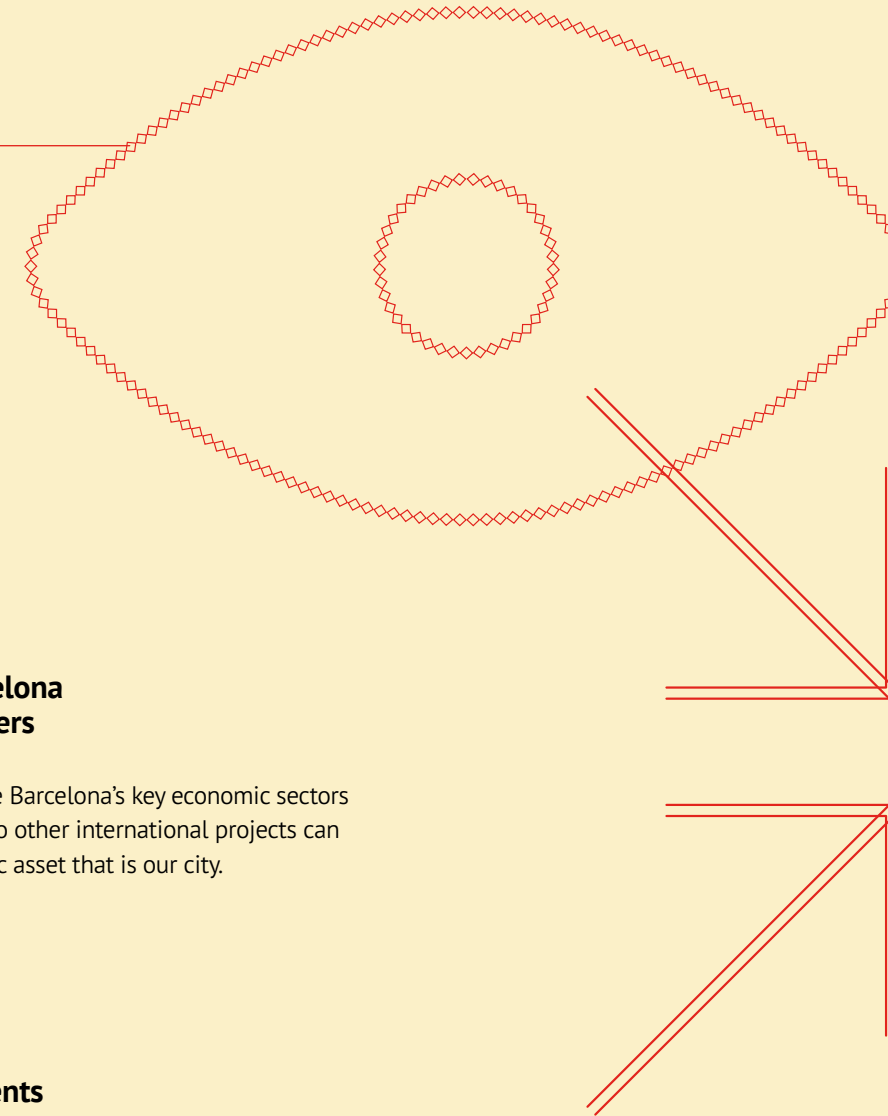
### Boosting fair work environments

We are actively involved in initiatives that foster gender equality and fair opportunities in the workplace, showcasing women in industry and promoting equal labour rights for all.



### Searching for and fostering talent

Talent is our most valuable asset. So in addition to offering our employees continuous training to boost their professional competitiveness, we have become an emerging and cutting-edge company incubator that attracts the best talent from within and without our borders.



## Vision

To be the Mediterranean benchmark in industrial leadership by acting as a driving force to attract, consolidate and project added-value enterprises, providing them with innovative resources and services.

## Mission

To drive the economy of the Barcelona metropolitan area by managing the Zona Franca Industrial Estate and Zona Franca Customs Zone as the main activity to generate economic and social value and promote its international projection.

## Values

- Collaboration and consensus
- Professionalism
- Team work and participation
- Innovation
- Environmental sustainability
- Transparency
- Economic coherence

## About us

We responded immediately in 2020 to the challenges the pandemic threw up for society, and did so resolutely, swiftly, innovatively and with empathy. Indeed, these are the four pillars that underpin our actions when it comes to creating opportunities for your future.

A state of alert was decreed on 14 March 2020.



### Speed

From the word go we made ourselves available to Barcelona, offering our services, resources and tools. We resolutely put in place protocols that assured safety measures for our clients and staff.

### Empathy

We forged key alliances that bore fruit in a matter of days, facilitating health services and hospital efforts at the most difficult moments. Maximum efforts were made to enable clients to continue working in the best environment possible.

### Leadership

The pandemic failed to thwart us: quite the contrary! We reacted to lockdown by creating BNEW and presenting it in April. This hybrid event, a groundbreaking and innovative action committed to the 2030 Agenda, comprised global encounters for diverse sectors with a common focus: the new economy and its reactivation, more pressing now than ever.

### Resolution

2020 was a year full of trials, obstacles and challenges. Nonetheless, with spirit, dedication, swift reaction and responsibility we managed to respond and even excel ourselves. An experience that has made us stronger.

# Speed, empathy, leadership and resolution at the service of Barcelona



Milestones

At Zona Franca we create opportunities for young people to develop their talent and propel their careers in an environment where innovation, sustainability and business are the currency of everyday life.

## About us

# Innovation

- Driving the most sought after and necessary technical knowledge.
- Combining current business synergies to respond socially.
- Forming strategic alliances that attract and consolidate talent.

# Sustainability

- Promoting a circular economy as a sustainability tool.
- Enhancing energy efficiency and the available resources.
- Continuing to integrate the industrial estate in the urban setting.

# Leadership

- Developing products and services to meet actual needs.
- Promoting optimum efficiency.
- Bolstering those businesses most in line with the Zona Franca strategy.

# Creating opportunities for your future

Innovation was the key lever in the COVID-19 pandemic year to press forward towards progress and the world of the future.

Innovation



# 3D Technology to help breathe

## Leitat 1.3 Ventilator

- Created by the alliance between the Consorci de la Zona Franca (CZFB) and Fundació Leitat (Tecnio) together with CatSalut, through the Consorci Sanitari de Terrassa (CST) and Hospital Parc Taulí de Sabadell, among others.
- Designed by the engineer Magí Galindo and medically validated by Dr Lluís Blanch, Head of Innovation at Hospital Parc Taulí de Sabadell.
- Printed with HP Multi Jet Fusion 3D technology.
- The first mass producible field ventilator.
- Made in 3 weeks (a record approval time for the Spanish Drug Agency).
- 400 units produced during the pandemic.
- Used by 25 local Catalan hospitals.

400

Ventilators made during the pandemic

3 weeks of production

Record approval time by the Spanish Drug Agency



+Info





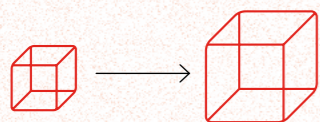
*"In a year marked by uncertainty worldwide, the 3D Incubator exemplifies the type of activity that will spearhead the new economy".*

Pere Navarro

# 2020: the year the 3D Incubator showed its innovative potential

Extending the facilities from

# 600 to 1,000 sq.m.



Over

# 1,000

proposals received to help the health sector during the pandemic.

# 3


incubation options



- Own office
- Virtual incubation
- Co-working area

# 55

incubated projects in its first two years of activity



+Info

We are creating the definitive hub to attract talent, cutting-edge technologies, companies and investments that promote and develop Industry 4.0 in Europe.

Innovation

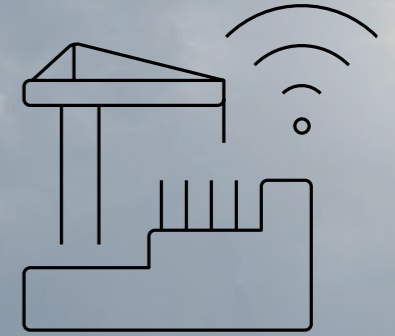


+Info


# DFactory Barcelona is to build the future 4.0 Industry

## 🎯 Main goal of DFactory Barcelona: to create a 4.0 Community

- Barcelona as the epicentre of innovation for Southern Europe.
- Hub to promote and develop 4.0 Industry.
- A meeting point for cutting-edge technologies.
- Unique setting to foster the development of 4.0 companies.
- A binding, collaborating and accelerating nexus between technology organisations.
- Focal point for national and international investment.



Strong thrust for local employment



DFactory Barcelona has been created to convert Barcelona into a centre for innovation and technology beyond our borders.

## Innovation

### Two building phases:

17,000 sq.m. → 100,000 sq.m.



### National alliances

- PIMEC
- AMEC
- Clusters.cat
- Pier 1 Imports
- Mobile World Capital Barcelona
- Digital Innovation Hub
- Cecot
- UAB
- Foment del Treball Nacional
- UB

### International alliances

- I4MS
- MassChallenge
- Station F
- AMable
- Newlab
- Startup Europe Awards
- Cube Berlin
- Digital Innovation Hubs

### SDG alignment:



17 PARTNERSHIPS FOR THE GOALS



### Getting there:

- Car: C16/C58 Ronda Litoral: Exit 14
- Buses: L81, 109, L94, H16, H14, 21, V15, D40
- Underground/Commuter trains:
  - Metro: L1, L3, L4, L9 SUD
  - RENFE: R2 SUD, R2 NORD, R1

Reactivating the economy of the Barcelona centre and offering future prospects for its youth have never been so important. In collaboration with Barcelona City Council and the state-owned company Correos, Barcelona Zona Franca is to transform Correos office buildings in the plaza Antonio López and calle Ángel Baixeras to stimulate business and social life in the Ciutat Vella district.

## Innovation

The new technologies have made it possible for us to work from home more safely and assure the integrity of our data.

We have doubled our efforts to optimise our processes, make them more sustainable and expedite work flows.

**We promote initiatives that boost Barcelona's transition into a sustainable, local economy.**

**30,000 sq.m.**  
(in the city centre)

- Business incubator
- Start-up office
- Training
- Research
- Digital and green economy
- Civic and cultural spaces

# Correos Project, revitalising Ciutat Vella

- 1,500 direct jobs generated.
- 150 companies and start-ups will be able to set up in the space.
- 2,000-2,500 people will use it every day.

### ISO27001 certification renewal

For the ninth year in a row, we have certified under this standard which assures the security of our information assets.

### Implementing the digital signature

We have automated our internal and hiring circuits with digital signature tools, thereby optimising processes and our zero paper policy.

# Digitalising protects us

### Implementing IP telephony

This has enabled us to improve internal communication and work from home.

Coming to a standstill was not an option in 2020. We created alliances and worked earnestly for Barcelona to continue as a business and industrial focal point for the Mediterranean and Europe.

Innovation + Leadership

# BNEW: Barcelona emerges as the global recovery capital from COVID-19

“Nearly 11,000 senior executives from over one hundred countries saw how Barcelona, far from standing still, emerged as a setting for innovative change. Indeed, the initiative was so successful preparations for a second edition are underway”.

Pere Navarro



**BNEW (Barcelona New Economy Week). A hybrid and particularly international event**

BNEW is clearly intercontinental in outlook and provides all the facilities needed to globally connect the sectors it encompasses. And does so courtesy of technology. BNEW had a user-friendly digital platform that enabled registered visitors stream the complete knowledge programme and interact live with all participants and the prestigious event speakers.



€2,000,000

investment



140

Direct jobs

550

Indirect jobs

Companies from

111



countries

10,861

Attendees



100% AI virtual networking:

133,694

Contact suggestions



Held from

6 to 9 October



+Info

- In-person and on-line simultaneously
- Fully aligned with the 2030 Agenda and the SDGs
- 5 interconnected events:

- Logistics
- Digital Industry
- Real Estate
- ECommerce
- Economic Zone

- 37 sponsor companies
- Over 50 agreements with sector clusters on a global scale
- 271 business contacts
- 389 speakers
- 160 content hours
- 52 national and international participating start-ups



Videos





We are actively involved in meeting eight priority SDGs for our organisation.

## Sustainability



# Committed to the Sustainable Development Goals

**17. Partnership to achieve the goals:**  
We join forces with local public bodies and companies to ensure that our joint initiatives economically and socially thrive.

**13. Climate Action:**  
We work with companies in the industrial estate on common projects to produce renewable sourced energy.

**11. Sustainable cities and communities:**  
We contribute to the management and organisation of urban areas that generate new businesses and social well-being, while also promoting sustainable mobility at the industrial estate.


**9. Industry, innovation and infrastructure:**  
We provide services to companies that add value to their business pursuits and encourage innovation through projects such as the Barcelona DFactory, the 3D Incubator and BNEW.

**7. Affordable and clean energy:**  
We offer resources and tools to foster energy efficiency, thereby reducing the environmental impact at Zona Franca and encouraging circular economy.

**8. Decent work and economic growth:**  
We accommodate start-ups and newly created companies and provide them with tools and resources to grow and successfully develop, giving future opportunities for young entrepreneurs.

*"There are increasingly more of us opting to go down the 2030 Agenda route for a fair, solid and sustainable future in which technology is made to serve people"*

Pere Navarro



+Info

Our human resources are the bedrock on which Zona Franca stands. And they have passed on to us their social conscience and concern for environmental issues, as they explained in the corporate survey\* on sustainability.

## Sustainability

# Organisations change thanks to its people's team



84%

sort their waste for recycling

76%

would car-share

98%

want to reduce the plastic amount in the environment

96%

believe that gender policies need improving



**8. Decent work and economic growth:** This is the SDG that our staff consider a priority for Zona Franca.

- Our staff are proactive, caring and environmentally responsible.
- They share our SDGs and take them on as their own.
- They see us as a source of job creation and equal rights.

Concerned about:



82%

Climate change




84%

World peace



Planet sustainability for future generations

86%



\*Survey of the Consorci de la Zona Franca and Consorci Internacional staff conducted from December 2019 to January 2020.

1

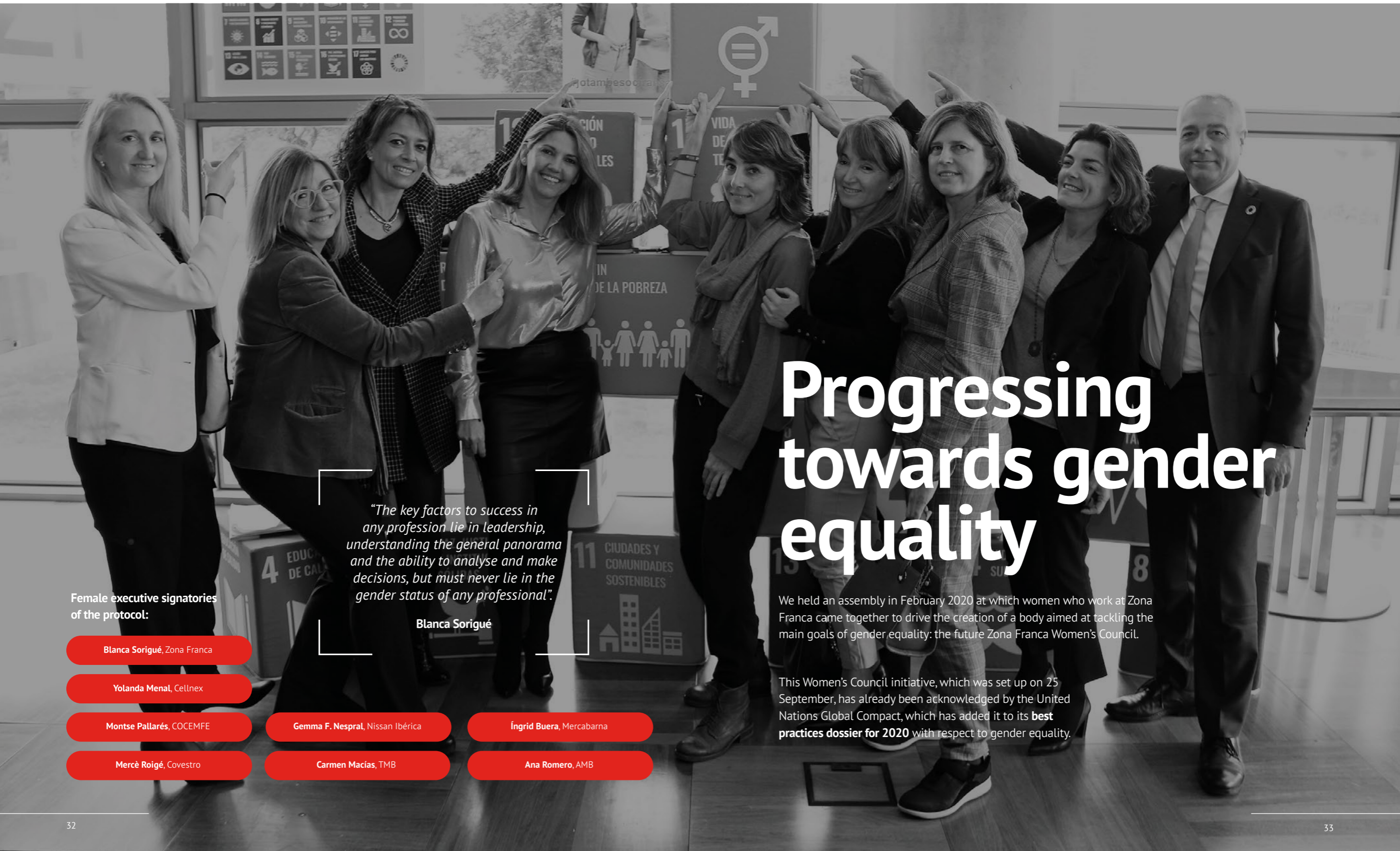
NO POVERTY



**SDG 1 "No poverty":**

Is the most highly, personally regarded SDG among staff.

- Showcasing women in the industrial environment.
- Promoting the gender perspective.
- Full equal rights.



# Progressing towards gender equality

*“The key factors to success in any profession lie in leadership, understanding the general panorama and the ability to analyse and make decisions, but must never lie in the gender status of any professional.”*

**Blanca Sorigué**

Female executive signatories of the protocol:

Blanca Sorigué, Zona Franca

Yolanda Menal, Cellnex

Montse Pallarés, COCEMFE

Mercè Roigé, Covestro

Gemma F. Nespral, Nissan Ibérica

Carmen Macías, TMB

Íngrid Buera, Mercabarna

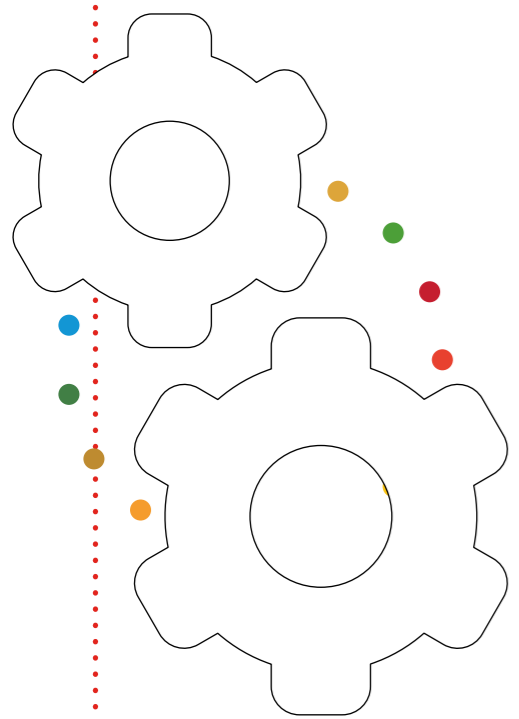
Ana Romero, AMB

We held an assembly in February 2020 at which women who work at Zona Franca came together to drive the creation of a body aimed at tackling the main goals of gender equality: the future Zona Franca Women’s Council.


This Women’s Council initiative, which was set up on 25 September, has already been acknowledged by the United Nations Global Compact, which has added it to its **best practices dossier for 2020** with respect to gender equality.

# Manufacture how you think

At Zona Franca, we are committed to the 2030 Agenda and, particularly, to 8 SDGs that are in line with our social, environmental and economic sustainability strategy.



- 5. Creation of the Zona Franca Women's Council and strategy to promote equality.
- 4. Agreements to progress combined training in companies.
- 8. Creation of the BNEW event to reactive Barcelona's economy. Acceleration of start-ups to create a stronger production fabric.
- 9. Extension of the 3D Printing 3D Incubator. Agreement with Correos and Barcelona City Council to promote the technology centre at the Correos Building.
- 11. Encouraging sustainable mobility at Barcelona Zona Franca.
- 7. Solar panel installation plan and alliance with TMB to create a hydrogen station at Zona Franca.
- 13. Driving the communal collection of waste at Zona Franca.
- 17. Alliance among companies to mass produce field ventilators to combat COVID-19.


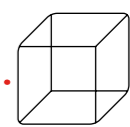


Our actions and initiatives also positively impacted on other sustainable development goals indirectly:

- 1. Agreements with social entities and NGOs to eradicate poverty.
- 2. Participation in food, clothes and household goods collection campaigns.
- 3. Signing-up to the Luxembourg Declaration on Workplace Health.
- 6. Actions to improve underground water quality at Zona Franca.
- 10. Guideline on universal accessibility in corporate actions.
- 12. Promoting the circular economy among Zona Franca companies.
- 14. "Microbiome" initiative to biostimulate underwater microbes to combat organochloride contamination.
- 15. "Think Green" initiative to embellish and naturalise Zona Franca.
- 16. Adopting of the Enterprise Resource Planning (ERP) system to structure management processes at the organisation.

3D Incubator companies share the same commitment to the 2030 Agenda as we do. The study we conducted suggests that these are the 4 SDGs that most impact on start-ups and companies that are incubating at our facilities:

- 9. Industry, innovation and infrastructure
- 12. Responsible production and consumption
- 13. Climate action
- 17. Partnerships for the goals



We economically and socially promote the Barcelona metropolitan area by projecting it beyond our borders and positioning it as a strategic international focal point.

Our activity

# Barcelona is part of our DNA and we work to promote it socially and economically

Zona Franca Area

174  
Companies



118

in the industrial estate



24

in Zona Franca spaces



32

in Zona Franca Customs

Urban Area

30  
Companies

## Basic activity at Zona Franca

- Industrial Estate
- Zona Franca Customs Area
- DFactory Barcelona Project

## Fairs and Events

- Event organisation

## Business spaces outside the basic area of action

- Business parks
- Services centres

## Urban projects

- Unique buildings
- Assets to be developed in La Marina and Sant Andreu

We commissioned the firm GESOP to carry out a survey in September 2020 to learn more about Zona Franca companies and find out what do they appreciate most about our production area.

## Our activity

The data shown here come from the study entitled "Economic impact of Consorci de la Zona Franca de Barcelona", drafted by Deloitte based on 2018 data, which confirms that Barcelona Zona Franca is a key driver of both the city's and Catalonia's economy.



# Zona Franca industrial estate companies



## An excellent location: gateway to the European Union

Zona Franca companies stressed the location of the industrial estate and how it enabled them access three key points in Barcelona:

- Port
- Airport
- City centre

## Average mark for the industrial estate:

7.1

(over 60% mark it 7 to 8 out of 10)



CZFB commitment goes way beyond our mission and manifests itself as a tangible and practical reality for our companies, which particularly appreciate:

- How we promote environmental sustainability
- The technological innovation on which we lay the foundations of 4.0 Industry

## What type of companies are based at Zona Franca:

- 24.7% have their head office here
- 28.2% have a centre here
- 47.1% have their only office here

## And their staff:

- Management positions: ♂ 18.3% - ♀ 12.5%
- 6 out of every 10 are aged from 35 to 54
- Over 90% are permanent employees
- Training:
  - VT: ♂ 31.2% - ♀ 20.0%
  - University: ♂ 25.9% - ♀ 31.4%

73.9% men 26.1% women

- Office personnel: ♂ 13,8% - ♀ 34,4%

## Zona Franca companies are committed to:

94.1% Social responsibility

- Gender equality: 93%
- Sustainability: 91.8%
- Technological innovation: 74.1%
- Circular economy: 62.4%

## And prove it with specific actions:

61.2% Reducing energy consumption

- Reducing waste volume: 57.6%
- Reducing emissions volume: 45.9%
- Adapting to climate change: 41.2%
- Practically half of the companies have implemented a gender equality plan
- One third have a sexual harassment prevention

# Economic impact of Zona Franca activity

## Contribution to the GDP:

9,112 millions of euros, the equivalent of:

- 11% of the Barcelona Province GDP
- 3.8% of Catalonia's GDP
- 0.7% of Spain's GDP

## Contribution to employment:

137,322 jobs:

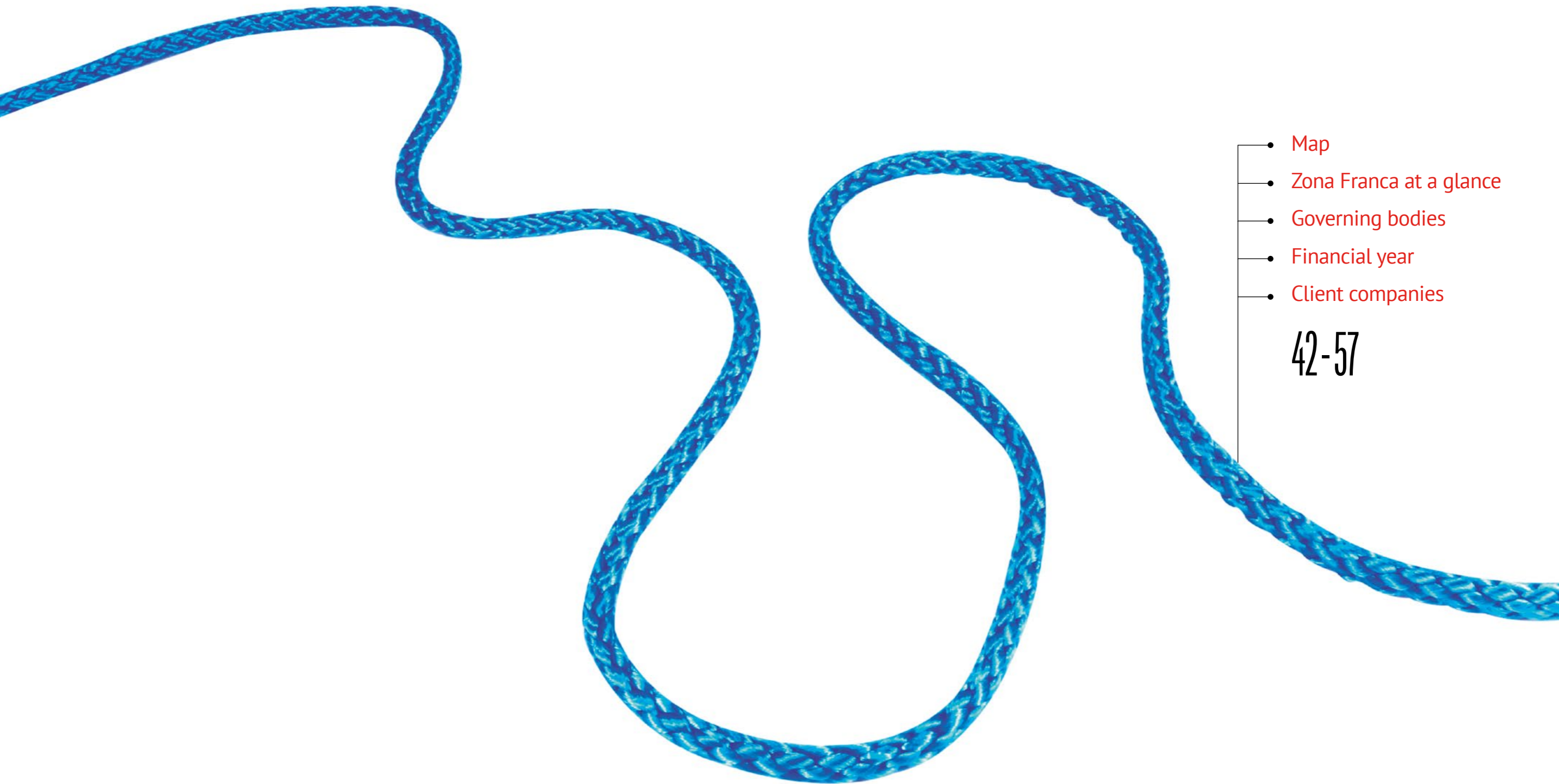
- 5% of the Barcelona province labour force
- 3.5% of Catalonia's labour force
- 0.6% of Spain's labour force

## Companies with the biggest economic impact (percentage of total expenditure):

- Car industry: 63%
- Chemical industry: 20%
- Logistics: 4%

## Tax revenue:

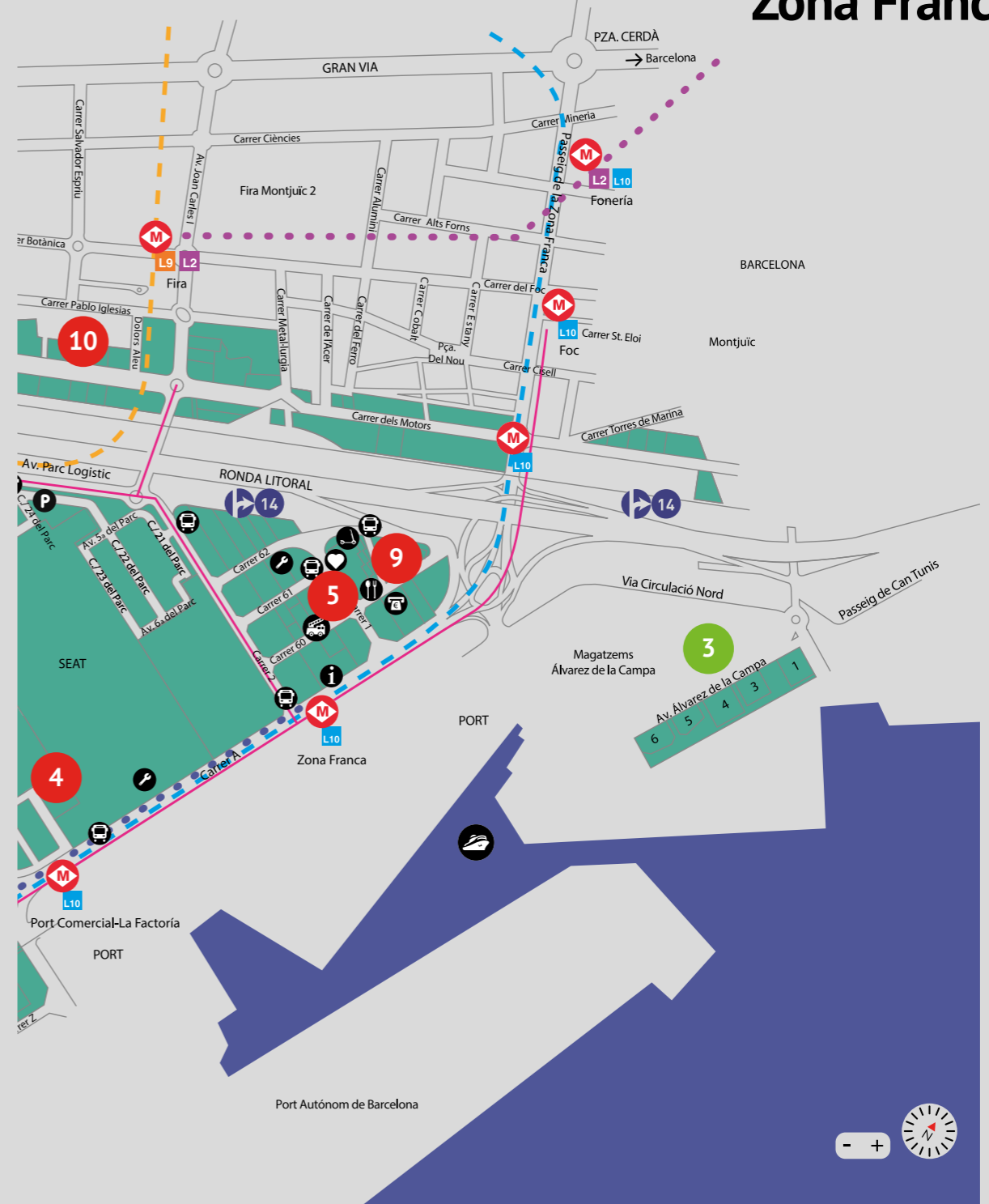
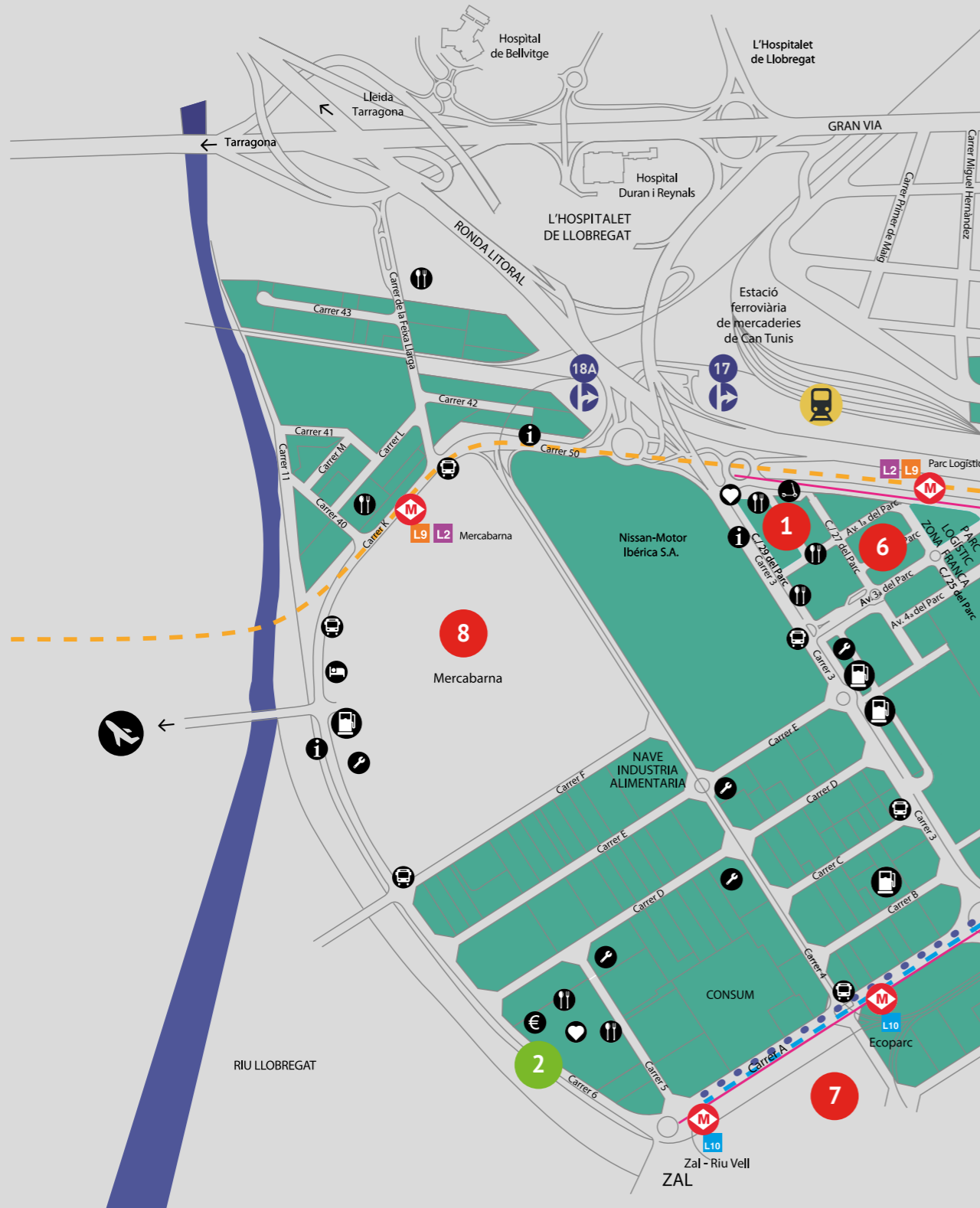
2,684 millions of euros in tax revenue in Catalonia



- Map
- Zona Franca at a glance
- Governing bodies
- Financial year
- Client companies

42-57

# Barcelona Zona Franca



- 1 Consorci / 3D Incubator Head Office
- 2 Zona Franca Customs: Sector C
- 3 Zona Franca Customs: Álvarez de la Campa Warehouses
- 4 Dfactory 4.0
- 5 BP Building / Punto Incorpora

- 6 Ecoenergias Plant
- 7 Ecopark
- 8 Mercabarna Food Hub
- 9 Zona Franca ZEPI Services Centre
- 10 Dolors Aleu Industrial Building

Maintenance, security, joint waste management and fibre optic services

- L10 Sud - La Factoria
- L9 Sud
- Future L2
- Future L10
- Bicycle lane

- Ring road access
- Can Tunis Station
- Barcelona Port
- Barcelona Airport


- Bus stops
- TMB Lines 21, 23, 37, 109, 110, V3
- NitBus Line N1
- ZAL-BCN Line 88
- ZAL-PRAT Line PR4
- [www.tmb.cat](http://www.tmb.cat)

## Zona Franca at a glance

### Zona Franca Industrial Estate

- A modern, innovative industrial complex and benchmark in Europe.
- Its privileged location enables it to function as a hub between the European Union and North Africa and South America.
- Its state-of-the-art transport and communication infrastructures enable all types of international connections.

3.6 mill. sq.m. marketable space



4.7 mill. sq.m. gross site area

- Over 40 multi-nationals based there:



- 96.3% of the area under lease:

18 lease contracts signed in 2020

Rise of

12,265 sq.m. in leased space

- Distribution by macrosectors:

42% industrial companies

30% logistics companies

28% services companies



- Accessible area with services:

- Security in communal areas provided 24/365 by Spanish Civil Guard and private patrols.
- Smart access control system.
- ISO/IEC 27001:2013 information security management system covering:

- Network maintenance
- App development
- Helpdesk



- First Spanish industrial estate to implement a public cardiac arrest service, with several AEDs distributed throughout the estate.
- 6 daytime bus lines and one night-time line.
- Underground L9 and L10.



- A sustainable industrial estate:

- Zona Franca holds **European environmental certifications**.
- The industrial estate is watered and cleaned with ground water.
- It has 112,000 sq.m. of greenfields and nearly 5,000 trees.



+Info

### Zona Franca Customs Area



- Strategic and representative Zona Franca asset.
- Privileged logistics area, perfectly located for trade with EU third countries.

**A complex year**

2020 has been a year marked by restrictions that have prevented us from holding our events on site. But we are looking forward and are confident that we will soon

be able to continue contributing to promoting Barcelona, Catalonia and Spain internationally with our BMP, SIL and eDelivery fairs, leaders in the real estate and logistics sectors.

## Services centres



El Pla



La Ferreria



Industrial building 252



BP building

## Business Parks

Privileged locations

- 5,780,000 sq.m. developed land.
- 3,926,000 sq.m. under development.
- Zona Franca has over 9,700,000 sq.m. of industrial land in different places around Catalonia:

**Completed, fully functioning industrial estates:** 5,780,000 sq.m.

**Industrial estates under planning:** 3,926,000 sq.m.

- Constantí Industrial Estate.
- Vallès Technology Park.
- Bellpuig Industrial Estate.
- Pla de Santa María Industrial Estate.

## Urban projects

Living and working in Greater Barcelona.

- 564,500 sq.m. in new urban development projects.
- 5 buildings for the manufacturing economy and R&D:



Media-TIC



Crea-TIC



Nexus I



Nexus II



Eureka

- 3 neighbourhoods renewing the urban fabric:



La Marina neighbourhood



Sant Andreu neighbourhood



City de Mollet

## Events



A business in which we have been working for over 20 years and in which we are leading professionals owing to our complete integration in the business, real estate and logistics fabric.



**Creation and organisation of own events with international sector impact**

- Barcelona New Economy Week.
- International Logistics Fair.
- eDelivery Barcelona Expo & Congress.
- Barcelona Meeting Point International Fair.



**Expert coordination of professional fairs for both professionals and general public visitors**



**Positioning Barcelona as an economic hub**



**Extensive range of services to design and manage sector fairs to boost business, logistics and real estate networks.**



**In-depth knowledge of the fair sector, in which we are Spanish and Mediterranean leaders.**

## Plenary

### CHAIRPERSON

#### Ada Colau Ballano

Mayor of Barcelona  
Barcelona City Council

### DEPUTY CHAIRPERSON

#### Pere Navarro i Morera

Special State Representative  
Consorti de la Zona Franca de Barcelona

### STATE REPRESENTATIVE MEMBERS

#### M<sup>a</sup> del Pilar Paneque Sosa

Subsecretary of Inland Revenue  
Department of Inland Revenue

#### Xiana Margarida Méndez

Secretary of State for Trade  
Department of Industry, Trade and Tourism

#### M<sup>a</sup> José Gualda Romero

Secretary of State for Budget and Public Spending  
Department of Inland Revenue

#### M<sup>a</sup> José Rallo del Olmo

General Secretary of Transport and Mobility  
Department of Transport, Mobility and Urban Agenda

### STATUTORY MEMBERS (based on position)

#### Almudena Escobedo Canalda

Regional Director  
Provincial Department of Customs and Special Taxes

#### José Alberto Carbonell i Camallonga

General Director of APB  
Barcelona Port Authority

### MEMBERS

#### Elsa Artadi Vila

Councillor for the Junts x Cat City Council Group  
Barcelona City Council

#### Jordi Martí Grau

Councillor for the Economy and Public Spending  
Barcelona City Council

#### María Luz Guilarte Sánchez

Leader of the C's City Council Group  
Barcelona City Council

#### Ernest Maragall i Mira

Councillor for the ERC City Council Group  
Barcelona City Council

#### Jaume Collboni i Cuadrado

Councillor for the PSC City Council Group  
Barcelona City Council

#### José Bou Vila

Leader of the Partido Popular City Council Group  
Barcelona City Council

#### Manuel Valls Galfetti

Leader of the BCN pel canvi City Council Group  
Barcelona City Council

#### Jordi Pomarol Clotet

*Cambra* Treasurer  
Cambra de Comerç, Indústria i Navegació

#### Pere Barrios i Esturlese

Plenary Member of the *Cambra*  
Cambra de Comerç, Indústria i Navegació

#### Mercè Conesa i Pagès

Chairperson  
Barcelona Port Authority

#### Josep Sánchez Llibre

Chairperson  
Foment del Treball Nacional

#### Isaías Táboas Suárez

Chairperson  
RENFE – OPERADORA

#### Camil Ros

General Secretary  
UGT. Unión General de Trabajadores de Catalunya

#### Javier Pacheco Serradilla

General Secretary  
CCOO Catalunya

### GENERAL SECRETARY

#### Ramon María Xuclà

General Secretary  
Consorti de la Zona Franca de Barcelona

### OBSERVERS

#### Blanca Sorigué Borrell

Director General  
Consorti de la Zona Franca de Barcelona

#### Francesc Xavier Poza

Director of Public Property  
Barcelona City Council

#### Cristina Ozores Jack

Public Prosecutor  
Public Prosecutor in Barcelona

## Executive committee

#### Pere Navarro i Morera

Chairperson  
Special State Representative |  
Consorti de la Zona Franca de Barcelona

#### María José del Rallo

Deputy Chairperson  
General Secretary of Transport and Mobility | Department of Transport, Mobility and Urban Agenda

#### M<sup>a</sup> del Pilar Paneque Sosa

Member  
Subsecretary of Inland Revenue |  
Department of Inland Revenue

#### Almudena Escobedo Canalda

Member  
Head | Provincial Department of Customs and Special Taxes

#### José Alberto Carbonell i Camallonga

Member  
General Director of APB |  
Barcelona Port Authority

#### Jaume Collboni i Cuadrado

Member  
Leader of the PSC City Council Group |  
Barcelona City Council

#### Jordi Martí Grau

Member  
Councillor for the Economy and Public Spending | Barcelona City Council

#### Jordi Pomarol Clotet

Member  
Treasurer | Cambra de Comerç, Indústria i Navegació

#### Pere Barrios i Esturlese

Plenary Member of the *Cambra*  
Cambra de Comerç, Indústria i Navegació

#### Ramon María Xuclà

General Secretary  
Consorti de la Zona Franca de Barcelona

#### Blanca Sorigué Borrell

Observer  
Director General  
Consorti de la Zona Franca de Barcelona

#### Sara Berbel Sánchez

Observer  
Municipal Manager | Barcelona City Council

#### Jordi Campillo Gàmez

Observer  
Manager of the Municipal Institute for Urban Landscape and Quality of Life (IMPUIQV) | Barcelona City Council

#### Francesc Xavier Poza

Observer  
Director of Public Property  
Barcelona City Council

#### Cristina Ozores Jack

Observer  
Public Prosecutor  
Public Prosecutor in Barcelona

## Management team

### El Consorci de la Zona Franca de Barcelona

#### Pere Navarro

Special State Representative

#### Blanca Sorigué

Director General

#### Ramon María Xuclà

General Secretariat / Legal Department / Depository

#### Víctor Francos

Corporate Communication and Institutional Relations Area

#### Francisco Sensat

Real Estate and Zona Franca Customs Area

#### Mario Serrano

Town Planning Area

#### Montse Novell

Corporate Social Responsibility and SDG Area

#### Antonio Molina

Security Area

#### Jordi Raüll

Information Systems Area

### Consorti ZF Internacional

#### Pere Navarro

Chairperson

#### Blanca Sorigué

CEO

#### Joan Rangel Tarrés

Secretary

#### Ramon María Xuclà

Compliance Officer

## Balance sheet as of 31 December 2019

Assets		Liabilities	
A – NON-CURRENT ASSETS		A – NET EQUITY	
<b>I. Intangible assets</b>	<b>75,948</b>	<b>A-1 Own funds</b>	<b>455,792</b>
2. Concessions	6,096	I. Accumulated own funds	
5. Computer applications	107	1. Accumulated own funds at start of financial year	438,158
6. Transfer rights	69,745	<b>VII. Surplus from financial year</b>	<b>14,156</b>
<b>II. Tangible assets</b>	<b>13,528</b>	<b>A-2 Adjustments for changes in value</b>	<b>-88</b>
1. Land and buildings	10,008	II. Hedging transactions	-88
2. Technical facilities and other tangible fixed assets	3,520	<b>A-3 Subsidies, donations and legacies received</b>	<b>3,566</b>
<b>III. Property investments</b>	<b>272,367</b>	<b>B – NON-CURRENT EQUITY</b>	<b>83,931</b>
1. Land	108,775	<b>4. Other provisions</b>	<b>0</b>
2. Buildings	163,592	<b>II. Long-term debts</b>	<b>44,463</b>
<b>IV. Long-term investments by group and associated companies</b>	<b>6,525</b>	2. Debts with credit organisations	19,118
1. Equity instruments	6,525	4. Derivatives	855
<b>V. Long-term financial investments</b>	<b>3,752</b>	5. Other financial assets	24,490
1. Equity instruments	443	<b>V. Long-term accruals</b>	<b>39,468</b>
2. Credits to third parties	1,390	<b>C – CURRENT EQUITY</b>	<b>23,875</b>
5. Other financial assets	1,919	<b>II. Debts with group and associated companies</b>	<b>0</b>
<b>B – CURRENT ASSETS</b>		<b>III. Short-term debts</b>	<b>7,297</b>
<b>II. Inventory</b>	<b>138,202</b>	2. Debts with credit organisations	5,238
2. Commercial	0	5. Other financial assets	2,059
4. Works underway and semi-complete	138,202	<b>V. Commercial creditors and other accounts payable</b>	<b>16,578</b>
<b>III. Commercial debtors and other accounts receivable</b>	<b>3,039</b>	1. Suppliers	5
1. Clients by sales and provision of services	1,663	2. Group and associated company suppliers	500
2. Clients, group and associated companies	0	3. Various creditors	13,605
3. Various debtors	1,362	4. Personnel (remuneration pending payment)	1,716
4. Personnel	14	6. Other debts with Public Administrations	752
5. Other credits with Public Administrations	0	<b>TOTAL A + B + C</b>	<b>563,598</b>
<b>IV. Short-term accruals</b>	<b>46</b>		
<b>V. Short-term financial investments</b>	<b>934</b>		
1. Representative debt values	0		
2. Credits to companies	489		
5. Other financial assets	445		
<b>VII. Cash and other liquid assets</b>	<b>49,257</b>		
1. Treasury and other liquid assets	49,257		
<b>TOTAL A + B</b>	<b>563,598</b>		

For the purposes of the obligation set forth in Article 35.6 of the Commercial Code and for the purposes derived from the application of the principle of uniformity and the requirement of comparability, the annual accounts corresponding to the financial year under review are considered to be the initial annual accounts, and therefore it is not obligatory to reflect comparative figures. Without prejudice to the foregoing, as established by the fourth transitional provision of Royal Decree 1514/2007, the balance and accounts of profits and losses corresponding to the previous financial year, approved by the corresponding Board of the Organisation, are included. The aforementioned financial statements were prepared in accordance with the regulations established in Royal Decree 1643/1990, of 20 November- PGC 1990.

## Balance sheet as of 31 December 2020

Assets		Liabilities	
A – NON-CURRENT ASSETS		A – NET EQUITY	
<b>I. Intangible assets</b>	<b>71,603</b>	<b>A-1 Own funds</b>	<b>491,554</b>
2. Concessions	5,930	I. Accumulated own funds	
5. Computer applications	56	1. Accumulated own funds at start of financial year	452,314
6. Transfer rights	65,617	<b>VII. Surplus from financial year</b>	<b>35,939</b>
<b>II. Tangible assets</b>	<b>12,692</b>	<b>A-2 Adjustments for changes in value</b>	<b>-22</b>
1. Land and buildings	9,531	II. Hedging transactions	-22
2. Technical facilities and other tangible fixed assets	3,161	<b>A-3 Subsidies, donations and legacies received</b>	<b>3,323</b>
<b>III. Property investments</b>	<b>274,608</b>	<b>B – NON-CURRENT EQUITY</b>	<b>68,543</b>
1. Land	107,960	<b>4. Other provisions</b>	<b>0</b>
2. Buildings	166,648	<b>II. Long-term debts</b>	<b>32,087</b>
<b>IV. Long-term investments by group and associated companies</b>	<b>6,545</b>	2. Debts with credit organisations	11,677
1. Equity instruments	6,545	4. Derivatives	443
<b>V. Long-term financial investments</b>	<b>6,103</b>	5. Other financial assets	19,967
1. Equity instruments	390	<b>V. Long-term accruals</b>	<b>36,456</b>
2. Credits to third parties	1,721	<b>C – CURRENT EQUITY</b>	<b>17,636</b>
5. Other financial assets	3,992	<b>II. Debts with group and associated companies</b>	<b>0</b>
<b>B – CURRENT ASSETS</b>		<b>III. Short-term debts</b>	<b>7,018</b>
<b>II. Inventory</b>	<b>155,258</b>	2. Debts with credit organisations	3,958
2. Commercial	0	5. Other financial assets	3,060
4. Works underway and semi-complete	155,258	<b>V. Commercial creditors and other accounts payable</b>	<b>10,618</b>
<b>III. Commercial debtors and other accounts receivable</b>	<b>7,296</b>	1. Suppliers	5
1. Clients by sales and provision of services	6,498	2. Group and associated company suppliers	69
2. Clients, group and associated companies	0	3. Various creditors	8,256
3. Various debtors	794	4. Personnel (remuneration pending payment)	1,164
4. Personnel	4	6. Other debts with Public Administrations	1,124
5. Other credits with Public Administrations	0	<b>TOTAL A + B + C</b>	<b>577,733</b>
<b>IV. Short-term accruals</b>	<b>20</b>		
<b>V. Short-term financial investments</b>	<b>221</b>		
1. Representative debt values	0		
2. Credits to companies	0		
5. Other financial assets	221		
<b>VII. Cash and other liquid assets</b>	<b>43,387</b>		
1. Treasury and other liquid assets	43,387		
<b>TOTAL A + B</b>	<b>577,733</b>		

For the purposes of the obligation set forth in Article 35.6 of the Commercial Code and for the purposes derived from the application of the principle of uniformity and the requirement of comparability, the annual accounts corresponding to the financial year under review are considered to be the initial annual accounts, and therefore it is not obligatory to reflect comparative figures. Without prejudice to the foregoing, as established by the fourth transitional provision of Royal Decree 1514/2007, the balance and accounts of profits and losses corresponding to the previous financial year, approved by the corresponding Board of the Organisation, are included. The aforementioned financial statements were prepared in accordance with the regulations established in Royal Decree 1643/1990, of 20 November- PGC 1990.

## Profit and loss account 2019\*

(in thousands of Euros)

### A – CONTINUED OPERATIONS

<b>1. Net business turnover amounts</b>	<b>55,512</b>	<b>A-1 Result of activity</b>	<b>14,987</b>
a) Sales	55,453	<b>14. Financial income</b>	<b>295</b>
b) Provision of services	59	a) From shares in equity instruments	
<b>3. Variation of inventory of products completed and underway</b>	<b>21,482</b>	a) In third parties	0
<b>4. Procurements</b>	<b>-20,182</b>	b) From negotiable securities and other financial instruments	
a) Consumption of goods	-723	a) From third parties	100
a) Works carried out by other companies	-20,973	c) Depreciation and sale of financial instruments	195
d) Depreciation of goods, raw materials and other materials	1,514	<b>15. Financial costs</b>	<b>-1,126</b>
<b>5. Other operative income</b>	<b>7,269</b>	b. From debts to third parties	-967
a) Accessory income and other income from daily management	7,269	<b>16. Variation of reasonable value in financial instruments</b>	
<b>6. Personnel costs</b>	<b>-8,443</b>	b) From debts to third parties	-159
a) Wages, salaries and similar expenses	-6,865	<b>A-2 Financial result</b>	<b>-831</b>
b) Social costs	-1,578	<b>A-3 Result before tax</b>	<b>14,156</b>
c) Provisions	0	<b>A-4 Financial year result from continued operations</b>	<b>14,156</b>
<b>7. Other operating expenses</b>	<b>-23,967</b>	<b>A-5 Financial year result</b>	<b>14,156</b>
a) External services	-15,582		
b) Taxes	-8,026		
c) Losses, depreciation and variation of provision from commercial operations	-359		
<b>8. Depreciation of property</b>	<b>-17,086</b>		
<b>9. Allocation of non-financial property subsidy and others</b>	<b>402</b>		
<b>11. Depreciation and results from property sales</b>	<b>0</b>		
a) Depreciation and losses	0		
b) Results of sales and others	0		
<b>13. Other results</b>	<b>0</b>		

\*Corresponding to financial year ending on 31 December 2019.

## Evolution of key variables<sup>1</sup>

	2019 financial year	2020 financial year	2019/2020 financial year
Net business turnover earnings	55,512	69,365	24.95%
Net surplus from financial year	14,156	35,939	153.88%
Own funds	452,314	488,253	7.95%
Current cash flow operations <sup>2</sup>	-11,261	-5,870	-47.87%
Net surplus from financial year / own funds	3.13%	7.36%	N/A

1. Financial figures stated in thousands of Euros.

2. Figures do not take into account financial debt or future commitments.

With the application of the New Accounting Plan, the line items for income from operations have varied. The aim has been to adapt to the new line items for net sums of business turnover.

## Profit and loss account 2020\*

(in thousands of Euros)

### A – OPERACIONES CONTINUADAS

<b>1. Net business turnover amounts</b>	<b>69,365</b>	<b>A-1 Result of activity</b>	<b>36,598</b>
a) Sales	69,308	<b>14. Financial income</b>	<b>160</b>
b) Provision of services	57	a) From shares in equity instruments	
<b>3. Variation of inventory of products completed and underway</b>	<b>11,361</b>	a) In third parties	24
<b>4. Procurements</b>	<b>-22,010</b>	b) From negotiable securities and other financial instruments	
a) Consumption of goods	-8,355	a) From third parties	115
a) Works carried out by other companies	-10,997	c) Depreciation and sale of financial instruments	21
d) Depreciation of goods, raw materials and other materials	-2,658	<b>15. Financial costs</b>	<b>-819</b>
<b>5. Other operative income</b>	<b>7,774</b>	b. From debts to third parties	-702
a) Accessory income and other income from daily management	7,774	<b>16. Variation of reasonable value in financial instruments</b>	
<b>6. Personnel costs</b>	<b>-8,229</b>	b) From debts to third parties	-117
a) Wages, salaries and similar expenses	-6,395	<b>A-2 Financial result</b>	<b>-659</b>
b) Social costs	-1,834	<b>A-3 Result before tax</b>	<b>35,939</b>
c) Provisions	0	<b>A-4 Financial year result from continued operations</b>	<b>35,939</b>
<b>7. Other operating expenses</b>	<b>-23,159</b>	<b>A-5 Financial year result</b>	<b>35,939</b>
a) External services	-15,839		
b) Taxes	-7,217		
c) Losses, depreciation and variation of provision from commercial operations	-103		
<b>8. Depreciation of property</b>	<b>-17,906</b>		
<b>9. Allocation of non-financial property subsidy and others</b>	<b>426</b>		
<b>11. Depreciation and results from property sales</b>	<b>18,976</b>		
a) Depreciation and losses	0		
b) Results of sales and others	18,976		
<b>13. Other results</b>	<b>0</b>		

\*Corresponding to financial year ending on 31 December 2020.

## Summary of key management indicators in the period 2017-2020<sup>1</sup>

	Net income from business turnover	Net surplus from financial year	Own funds	Net surplus from financial year/own funds
2017	49,669	31,695	412,552	7.68%
2018	52,129	25,606	438,158	5.84%
2019	55,512	14,156	455,792	3.11%
2020	69,365	35,939	491,554	7.31%

1. Financial figures stated in thousands of Euros.

With the application of the New Accounting Plan, the line items for income from operations have varied. The aim has been to adapt to the new line items for net sums of business turnover.

# Client companies

## NEXUS I

5FE S.L.  
ACE ASESORES INMOBILIARIOS  
B.S.C.  
CSUC  
FUNDACIÓ I2CAT  
INSTITUT D'ESTUDIS ESPACIALS CAT. (IEEC)  
SOLUCIONES NETQUEST, S.A.  
U.P.C. NET

## NEXUS II

BARCELONA SUPERCOMPUTING CENTER  
EASY TECH  
KYC INNOENERGY  
MACAYA CONSULTING  
NOSTRUM DISCOVERY  
SAPTOOLS  
SOCIOHABITAT  
UPC

## ZEPI

AGUNSA EUROPA  
ÁREA METROPOLITANA DE BARCELONA  
BARCELONA REGIONAL  
EL KESITO  
EUROCOMBI 2003, S.A.  
INTERMODAL TRASPORTI  
LAST MILE COURIER  
LGC BADALONA TRANSPORTES  
LOGIC PORT  
OESIA NETWORKS  
SEND URGENTES DEL VALLÉS  
SILE CUSTOMS BROKERS  
TRANSPORTES LOGÍSTICOS BALANTA  
TRANSPORTS METROPOLITANS DE BARCELONA  
VUELING  
WILHELMOSEN  
WILO IBÉRICA

## EL PLA

AJUNTAMENT DE SANT FELIU  
ÁNGEL MANUEL OLIVERA  
ARESTANT, S.A.  
BOIRON  
EUROTROD  
EUROTROD IBERIA SIQ ESLOVENIA  
DOSAES SHOP  
GRUPO MAS  
GRUP MAS CONSTRUCTORS  
IMS HYDRO, S.L.U.  
JULIAN GUMA, S.L. (RESTAURANTE JULIANS)  
LIMA CORPORATE  
NORELEM IBÉRICA  
PIMEC  
PROFinsa  
PYXIS SOLUTION

SELECTANCE AREA, S.L.  
SIQ ESLOVENIA  
SPECIAL & HEAVY TRANSPORTS  
TRANSPORTES Y LOGÍSTICA A. PÉREZ  
COLMENERO  
ZERTIA TELECOMUNICACIONES

## LA FERRERIA

BANC SABADELL  
CORREOS  
EL RACÓ DE LA FERRERIA  
GLOBAL ANDAMIOS Y ESTRUCTURAS  
KAESER COMPRESORES, S.L.  
LEZABAL, S.L.  
POVAL TRANS  
POWER ELECTRONIC (1 y 2)  
SEÑALIZACIONES VILLAR  
TELEMEDICAL SALUD, S.L.  
TRAZOS Y TENDENCIAS

## MEDIA TIC

ARGHOS  
BARCELONA ACTIVA - CIBERNARIUM  
BARCELONA ACTIVA - PUNTO DE  
ATENCIÓN A LA EMPRESA  
BARCELONA ACTIVA - START UPS  
E INCUBADORAS  
CURSOS INTENSIVOS MIR ASTURIAS  
DELOITTE  
FUNDACIÓ BARCELONA MOBILE WORLD  
CAPITAL  
RMIT  
SELLBYTEL WEBHELP  
SOFTONIC  
THOUGHTWORKS

## EUREKA

FUNDACIÓ PARC DE RECERCA DE LA UAB

## BP

ÁREA METROPOLITANA DE BARCELONA  
ASSOC. AMPUTATS ST.JORDI  
ASSOC. CAT. DE VICT, TERR.  
COCEMFE  
NATURA I SALUT  
SERCOL (RESTAURANTE LA ZONA)  
QUIRÓN PREVENCIÓN

## DOLORS ALEU

CCIC  
JOSÉ MESTRE CARCERENY  
JOSEP MOR, S.L.  
NOROMAS

## CREATIC

WEBHELP

# Client companies

## Zona Franca Industrial Estate

AB BARCELONA  
ACSA OBRAS E INFRAESTRUCTURAS  
AKZO NOBEL CAR REFINISHES  
AMAZON ROAD TRANSPORT SPAIN  
ANFETRANS  
APA PROCESSING  
ARCELORMITTAL CASISA  
AUTOCARES MOLIST  
AUTOESCUELA ZONA FRANCA  
AUTOMOCIÓN 2000  
BASF ESPAÑOLA  
BERGE  
CAILÀ & PARÉS  
CATALANA DEL BUTANO  
CCIC  
CENTRE DE TRIATGE DE BARCELONA  
CESPA  
CESPA GR  
CILSA  
CIMALSA  
CITESA  
CONSUM C COOPV  
COPLOSA  
CORPORACION INMOBILIARIA IBERICA  
COVESTRO  
CREA IMPRESIONES DE CATALUNYA  
CROMOGENIA UNITS  
CROMOGENIA UNITS / SIDASA ENGINEERING  
DEPOT ZONA FRANCA  
DISET  
DISTRICENTER  
DUSCHOLUX IBERICA  
ECOBENZ AUTOESTACION  
ELIS MANOMATICS  
ENDESA DISTRIBUCIÓN ELÉCTRICA  
ERSHIP, S.A.  
ESTACIÓ SERVEI CARRER 3

FEDERAL MOGUL FRICTION PRODUCTS BARCELONA  
FOMENTO DE CONSTRUCCIONES Y CONTRATAS  
FRESAL  
FRIGORIFICOS COLLBATALLE  
FUNDACIÓ PRIVADA DAU  
GARCIMAR  
GAS BARCELONA  
GEP PORT BARCELONA LOGISTICS  
GESTAMP ESMAR  
GESTIO DE RESIDUS  
GRUAS JJ  
GUT METAL  
HANSON HISPANIA  
HERMANOS FERNANDEZ LOPEZ  
HERMES LOGISTICA ACCIONA  
IBERCONDAL ADUANAS PUJOL RUBIO  
IBERSTORAGE  
INDICE  
INICIATIVAS LOGÍSTICAS  
INNOSPEC PERFORMANCE CHEMICALS SPAIN  
INOXCENTER  
IVECO AUTO DISTRIBUCIÓN  
JSV LOGISTIC  
KAMPINAS CALIDAD PASCUAL  
KOP LOGISTIC JARDINOVA  
KVERNELAND GROUP IBERICA  
LAFARGE ARIDOS Y HORMIGONES  
LOGISTICS ADVISORS  
MAKRO AUTOSERVICIO MAYORISTA  
MANTENIMIENTO Y MONTAJES INDUSTRIALES  
MARFINA IMMOBLES  
MARINA BCN DISTRIBUCIONES  
MARITIMA DE CONTROL DE CONTAINERS  
MOLENBERGNATIE ESPAÑA  
MUTUA UNIVERSAL  
MUTUAL MIDAT CYCLOPS  
NEUMATICOS SOLEDAD  
NEX CONTINENTAL HOLDING, S.L.U.  
NIPPON GASES ESPAÑA

NISSAN MOTOR IBERICA  
PALMATRANS  
PETRONIEVES  
PLACAS DE PIEZAS Y COMPONENTES DE RECAMBIO  
PROMOTORA MEDITERRANEA 2 PROMSA  
QUALITY ESPRESSO  
QUIMIDROGA  
RECICLATGE VERD  
RECOMAR  
REM TRANSPORTS  
RENAULT TRUCKS CENTER  
SA DISTRIBUIDORA DE EDICIONES  
SACEXPRESS  
SAICA NATUR  
SANZENT  
SCHENKER LOGITICS  
SEAT  
SERRA SOLDADURA  
SERTRANS CATALUNYA  
SERVICIOS LOGISTICOS DEL PRAT  
TALLERES AUTOLICA  
TASMAR  
TCS TRANS  
TECNOTRANS BONFIGLIOLI  
TEJIDOS SIVILA  
THYSSENKRUPP STAINLESS IBERICA  
TRANSPORTES INTERNACIONALES INTERTIR  
TRANSPORTES Y NAVEGACION RAMIREZ HNOS  
TRANSPORTS METROPOLITANS DE BARCELONA  
TRATAMIENTOS Y ACABADOS POR CATAFORESIS  
TURCO ESPAÑOLA  
VAPORES SUARDIAZ MEDITERRANEO  
VEINSUR  
VIDRIERIA ROVIRA  
VIORVI  
WANNER TECHNICAL INSULATION  
WT GRUPESA LOGISTICA  
ZONA FRANCA ALARI SEPAUTO

## Zona Franca Customs

ADUATOP  
BARCELONA INTERNACIONAL TERMINAL, S.A.  
BARCELONA INTERN. OF PROVISIONS, S.L.  
BB Y R CONSULTORES, S.A.  
BIOMET IBÉRICA, S.L.  
CARGO FLORES, S.A.  
CARGOJET, S.A.  
CELMAR ALMACÉN, S.L.  
COPRODIM, S.L.  
DINAMIC TAYLER, S.L.  
FORWARDING FORBES AIR & SEA, S.L.  
FROM-TO, S.L.  
GÓKBORA TTES. INTERNACIONAL, S.L.  
GRUPO OSCANOVA, S.L.  
ILLAEXPORT, S.A.  
LANDTRANS, S.A.  
MACBA ( FUNDACIÓ + CONSORCI )  
METALES Y ROCAS BARCELONA 2011  
MOROCCO 2009, S.L.  
MULTITRANSPORTS LOGÍSTICS S.L.  
PARLAMENT CATALUNYA  
PECES CONSULTORA  
RAMÍREZ DOLZ BARCELONA, S.L.  
RESTAURANTE ADUANA. FULE ZHOU  
RESTAURANTE ZORAYA, AGP ARDID, S.L.  
SANER TRANSPORTES INTERNACIONALES  
TRANSPORTES J. MORILLA E HIJOS S.L.  
TRANSPORTES RIVERO, SL  
TRANSTEUS, S.L.  
TTES. RICARDO MARTÍNEZ  
TTES. S. Y D. ARIAS S.L.  
VEIRAT COVER-TRANS, S.L.

**EL CONSORCI DE LA ZONA FRANCA DE BARCELONA**

Av. del Parc Logístic, 2-10  
Àrea industrial de la Zona Franca  
08040 Barcelona  
Tel.: 00 34 93 263 81 11  
www.zfbarcelona.es  
czfb@zfbarcelona.es

**CONSORCI ZF INTERNACIONAL, SAU**

Av. del Parc Logístic, 2-10  
Àrea industrial de la Zona Franca  
08040 Barcelona  
Tel.: 00 34 93 263 81 50  
www.czfi.es

**BNEW – Barcelona New Economy Week**

www.bnewbarcelona.com  
info@bnewbarcelona.com

**SIL - FERIA INTERNACIONAL DE LA LOGÍSTICA, TRANSPORTE, INTRALOGÍSTICA Y SUPPLY CHAIN**

www.silbcn.com  
sil@zfbarcelona.es

**BMP - FERIA INTERNACIONAL DEL REAL ESTATE BARCELONA MEETING POINT**

www.bmpsa.com  
bmp@zfbarcelona.es

**EDELIVERY BARCELONA EXPO & CONGRESS – FERIA INTERNACIONAL DE LA ENTREGA Y LA ÚLTIMA MILLA EN EL ECOMMERCE**

www.edeliverybarcelona.com  
info@edeliverybarcelona.com

**3D INCUBATOR – EUROPE'S FIRST 3D PRINTING INCUBATOR**

www.incubator3d.org  
Info@incubator3d.org

**DFACTORY BARCELONA**

www.dfactorybcn.org  
info@dfactorybcn.org

**EDITION AND GRAPHIC DESIGN**


Prodigioso Volcán  
www.prodigiosovolcan.com

**PHOTOGRAPHS**

Ajuntament de Barcelona  
Arxiu del Consorci de la Zona Franca de Barcelona  
Institut Cartogràfic de Catalunya  
www.shutterstock.com

**LEGAL DEPOSIT**

B.12738-2021



**+Info**